









To apply for the English Proficiency Test:

Please follow the steps in the test registration link

Requirements for taking the test (On The Test Day):

-  A copy of valid passport.
-  A copy of Saudi National ID/ Iqamah.
-  A copy of pilot/ATC/Dispatcher license.
-  Two - passport size personal photos.
-  The receipt of test fee.
-  Fill out the data form, print it and sign it.

The validity period of the English language proficiency certificate:

Level (4) is valid for three (3) years.

Level (5) is valid for six (6) years.

Level 6 is permanently valid and there is no need for further evaluation.

The main benefit of high international standards of aviation English is that communications between cabin crew and controllers are fully intelligible, especially when words and phrases outside of aviation terminology are used.

Also, language skills can help raise flight crews situational awareness in relation to other aircraft, both in the air and on the ground.



English language proficiency test locations:

The Language Proficiency Test Center at the Saudi Academy of Civil Aviation holds English language proficiency tests daily throughout the year for the beneficiaries of these tests including pilots, air controllers, air dispatchers and other aircrew:-



Jeddah City:

2837 Bani Malik ST, Al-Nasim District, Jeddah.



Riyadh City:

Building# 09, Riyadh Airports Company (RAC), Riyadh.



Dammam City:

Flour (M), Dammam Airports Company headquarters (DACO), King Fahd International Airport, Dammam.

The possibility of holding tests at the client's headquarters for groups, provided that the number of daily tests is not less than three tests, taking into account the obligation to provide an examination hall that is compatible with what was stated in the General Authority of Civil Aviation Regulation GACAR183.



Test Recipients:-

Civilian pilot.	Air relay
Military pilot.	Flight attendant.
Helicopter pilot.	Square wardens.
Sports pilot.	Aeronautical engineers.
Military and civilian air traffic controller (observation tower / approach control / area control).	Commissioner / Operator of communications devices



What is the nature of English proficiency tests for aircrews? (Pilot - Air Controller - Air Delegate):

The test is divided into two parts:

Part One

It is about asking several oral questions to be answered by the test taker. The questions are related to the nature of work in the field of aviation, in addition to general questions.

This part of the test may take approximately (15) minutes.

The test taker must give adequate and appropriate answers to the questions using clear English.

Part Two

It is a simulation of a flight in which the pilot or air traffic controller faces an emergency situation in the field of aviation uses aviation vocabulary and terminology, and this part is implemented through a specific between tester and test provider.

This part lasts approximately 10 to 15 minutes.

The test will be recorded as approved by the General Authority of Civil Aviation, for the purpose of evaluation the audio file by two of evaluators who are also accredited by the General Authority of Civil Aviation.






Accredited assessors rate audio files using the ICAO rating scale.

The evaluation is in six language domains according to the Guide to Implementing ICAO's Language Proficiency Requirements:

(Pronunciation, syntax, vocabulary, fluency, comprehension, and interaction).



Sample questions for the first part of the test:

-  Tell me something about yourself?
-  Why is ELP test essential for airmen?
-  Please explain what is happening in this photograph?
(picture is shown).
-  Are you affected by news of a major aircraft disaster?
Justify your answer.
-  Describe your initial pilot/ATC/Dispatcher training?




Sample questions from the second part of the test (Scenario):

	Station Calling	The Message
1	Pilot	N987T - Call JED GROUND – Provide the following information: Position Apron 05/ Stand 04. Request start up. Your intention is Touch and Go training RWY 34C, with information G.
2	ATC	N987T - Start up approved.
3	Pilot	N987T – READ BACK.
4	Pilot	Call Jeddah Ground – Request taxi clearance.
5	ATC	N987T – Taxi to the holding point RWY 34C via taxiway H. Follow the A300 as number 2.
6	Pilot	N987T – READ BACK.
7	Pilot	Call Jeddah Ground – Tell him - Ready for ATC clearance.
8	ATC	N987T - Copy ATC clearance.
9	Pilot	Tell him to go ahead.
10	ATC	N987T - After departure, join right traffic circuit RWY 34R at 1,500 ft, QNH 1015, SQUAWK CODE 4603.
11	Pilot	N987T – READ BACK
12	ATC	N987T – Read back is correct. Contact TOWER 118.2
13	Pilot	N987T – READ BACK.



Pictures of the tests done:



Our Clients :

